


Colourful Semantics - Rapunzel

You can use this pack with children when talking about the story of Rapunzel. You can talk about what happened and all of the characters in the story. This pack will support children when expressing their thoughts and feelings. You can also use this to talk about describing objects, sequencing events and concepts.



You can prompt them by asking questions such as:

- Where did they go?
- What size is it?
- What happened next?
- What does it look like?



I



I




we



he



she



they




princess




prince



witch



father



mother



baby



eat



cut



fall



sing



wait



wave wand



brush



lock



lock



marry



wish











garden



climb



throw





princess



prince



lock



key



brush



scissors



dress



spell



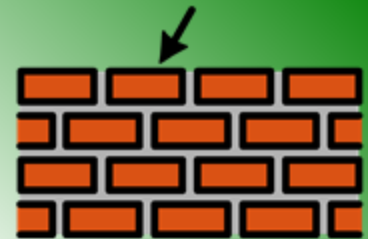
tears



magic wand



door



wall



in



on



under



up



castle



tower



forest



window



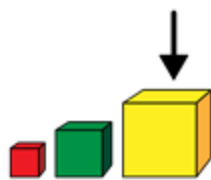
bedroom



behind



in front



big



little



golden



high



happy



brave



wicked



blind



long



sad



beautiful



shiny



prince



Princess